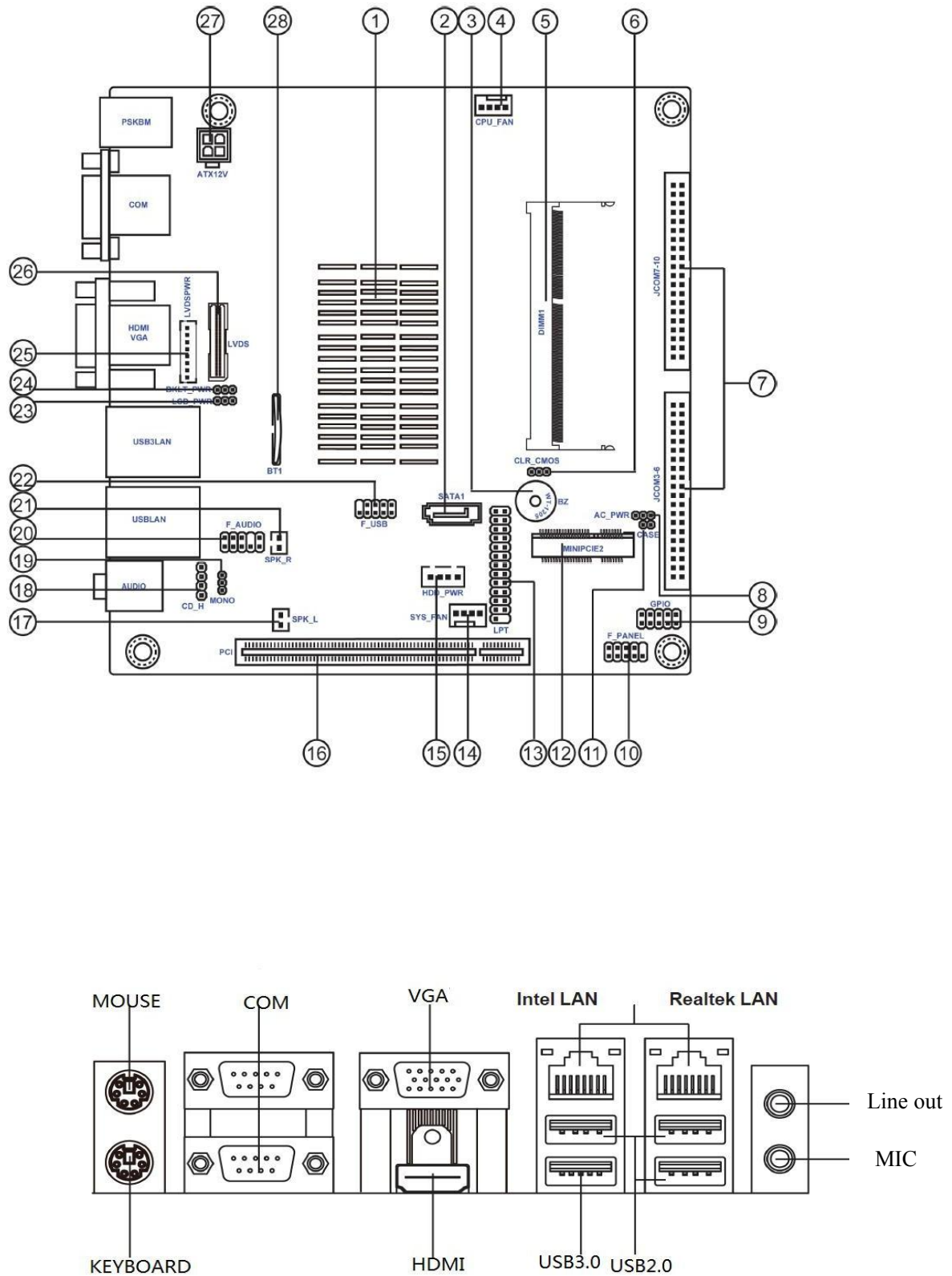


SYS86366VGGA-10C 简易说明书

1、System Board Layout



2、Connectors:


Label	Connectors
2. SATA1	Serial ATA 3Gb/s connector
7. JCOM3-6 & JCOM7-10 JCOM)	connectors (support additional eight COM ports)
9. GPIO	General purpose Input/Output header
10. F_PANEL	Front panel switch/LED header
12. MINIPCIE2	Half Size Mini PCI Express slot (supports WiFi/BT)
13. LPT	Printer header
16. PCI	32-bit add-on card slot
17. SPK_L	Speaker Left header
18. CD_H	Analog audio input connector
20. F_AUDIO	Front panel audio header
22. F_USB	10-pin USB 2.0 header supports two USB 2.0 ports
25. LVDS_PWR	power connector(For All-In-One Specification)
26. LVDS	LVDS connector (For All-In-One Specification)
27. ATX12V	4-pin +12V power connector

3、Jumper List

Jumper	Function
8. AC_PWR	AC power jumper
24. BKLT_PWR	Backlight power jumper (For All-In-One Specification)
23. LCD_PWR	LCD power jumper (For All-In-One Specification)
6. CLR_CMOS	Clear CMOS jumper

4、Front Panel Connector setting : (JFP1)

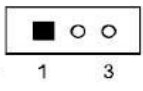
Pin	Define	Function	Pin	Define	Function
1	HD LED+	HDD LED	2	Power LED+	Power LED
3	HD LED-		4	Power LED-	
5	Reset_SW-	Reset	6	Power SW+	Power button
7	Reset_SW+		8	Power SW-	
9	N/A		10	N/A	



5、Jumper Setting :

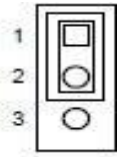
A、JCMOS1: Clear CMOS Select

Jumper	status
1-2 Close	Normal Operation
2-3 Close	Clear CMOS data



B、JAT1: AT/ATX Power Select

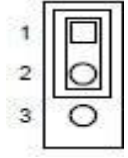
Jumper	status
1-2 short	ATXMode (Default)
2-3 Short	AT Mode



C、BKLT_PWR : Backlight power jumper (For All-In-One Specification)

Jumper	status	
1-2 short	+12V	
2-3 Short	+5V	

D、LCD_PWR: LCD power jumper (For All-In-One Specification)

Jumper	status	
1-2 short	+3V	
2-3 Short	+5V	

Packing list:

- SYS86366VGGA-10C *1pcs
- Utility CD for Drivers *1pcs
- Installation Guide *1pcs
- USB cable *2 pcs
- SATA Power cable *1pcs;
- COM Extension cables *5pcs