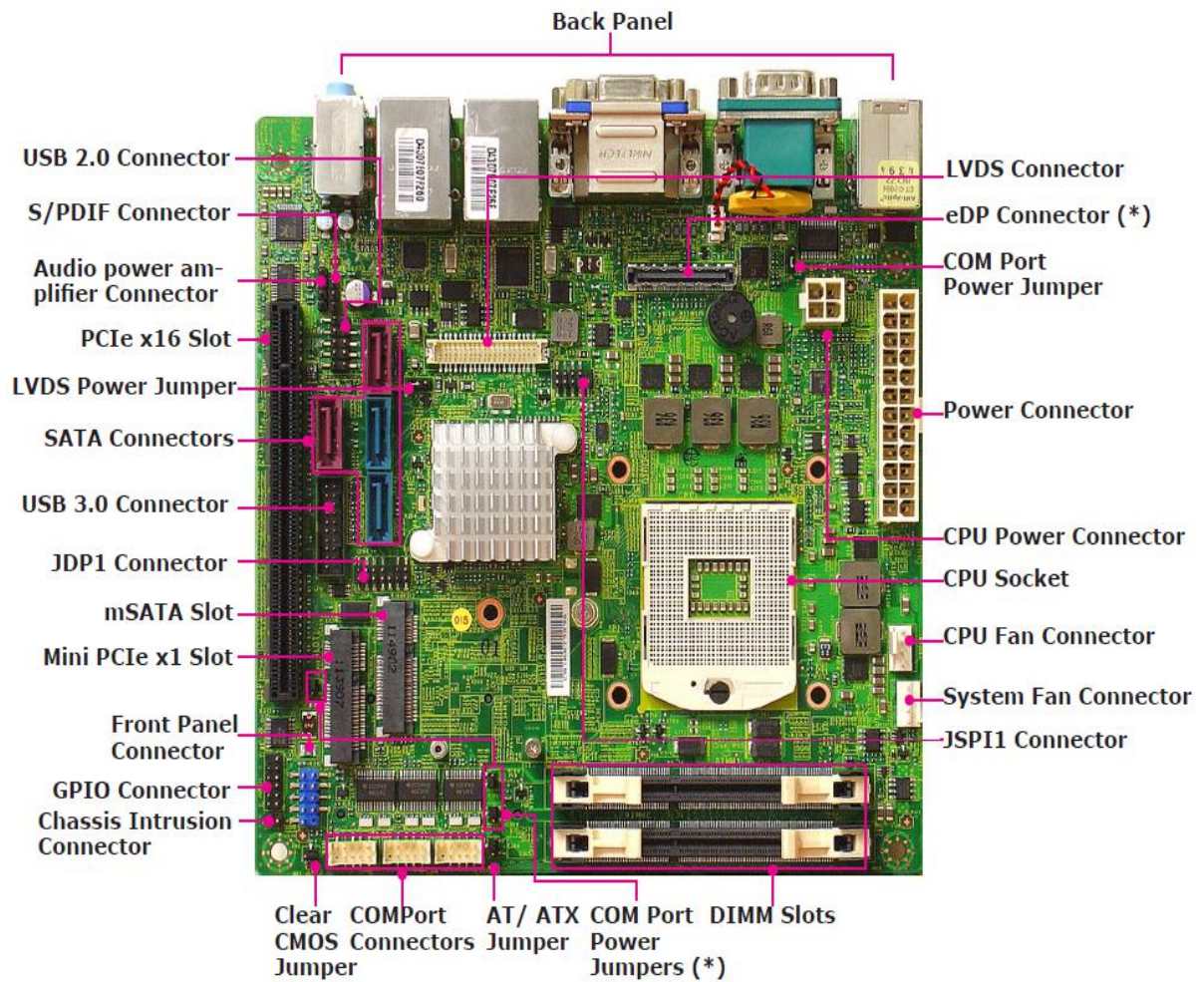
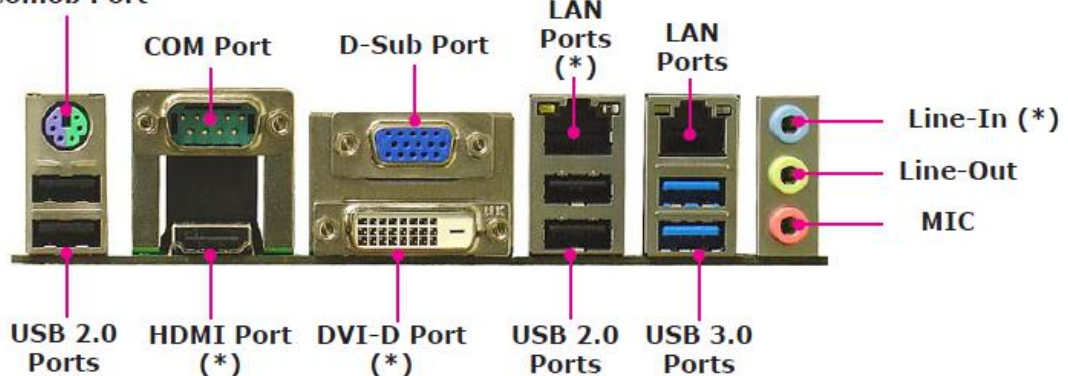


SYS76989VGGA 简易说明书

1、System Board Layout



Keyboard / Mouse Comob Port



2、Connectors:

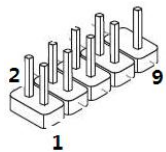
Label	Connectors
SLOT3	Mini PCIe slot support mSATA SSD
SLOT1	Mini PCIe slot
SATA1~4 Port	Serial ATA Header
COM 2~4	COM2~ COM4 Pin Header
JAMP1	Audio Amplifier Connector
SYSFAN2	System Fan power connector
CPUFAN1	CPU Fan power connector
JGPIO1	GPIO Pin Header
J4	USB 3.0 Connector
JLVDS1	LVDS Flat Panel Connector
PCIe Slot	PCIe X16 Slot
JUSB1	USB 2.0 Pin Headers
Front Panel	Front Panel Pin Header

3、Jumper List

Jumper	Function
JCMOS1	Clear CMOS Jumper
COM Port Jumper	Serial Port Power Jumper
JCASE1	Chassis Intrusion Connector
AT_ATX Jumper	AT / ATX Mode Selection
J2	LVDS Power Jumper

4、Front Panel Connector setting :

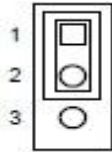
Pin	Define	Function	Pin	Define	Function
1	HDD+	HDD Power	2	Power LED+	Power LED
3	HDD-		4	Power LED-	
5	Reset-	Reset button	6	Power button+	Power button
7	Reset+		8	Power button-	
9	NC		10	NC	



5、Jumper Setting (JCMOS1、JAT_ATX、JLVDS):

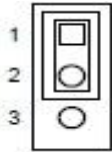
A、JCMOS1: Clear CMOS Select

Jumper	status
2-3 short	Clear CMOS
1-2 Short	Normal



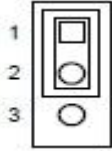
B、JAT_ATX: AT/ATX Power Select

Jumper	status
1-2 short	ATX Mode
2-3 Short	AT Mode



C、LVDS Power Jumper

Jumper	status
1-2 short	+3V
2-3 Short	+5V



D、RS-232/422/485 Serial Port Connector: JCOM1



Pin No.	RS232	RS485	RS422
Pin 1	DCD	TXD—	TXD—
Pin 2	RXD	NC	RXD+
Pin 3	TXD	TXD+	TXD+
Pin 4	DTR	NC	RXD—
Pin 5	GND	GND	GND
Pin 6	DSR	NC	NC
Pin 7	RTS	NC	NC
Pin 8	CTS	NC	NC
Pin 9	RI	NC	NC

Advanced/Super IO Configuration/Serial Port 1/Mode Select:RS232/RS485/RS422

Packing list:

- SYS76989VGGA Mainboard *1pcs
- Utility CD for SYS76989VGGA *1pcs
- Installation Guide *1pcs
- USB2.0 cable *1 pcs
- SATA cable *2pcs;
- COM extension cables *2pcs